

SUBRED INTEGRADA DE SERVICIOS DE SALUD SUR E.S.E
 INFORME DE EJECUCION PRESUPUESTAL DE INGRESOS:

FECHA DE CORTE:
 31/08/2022

BASE: PESOS


COD. CCPET	DESCRIPCION	PPTO INICIAL	MODIFICACIONES AL PRESUPUESTO				PPTO DEFINITIVO	RECAUDO		% DE EJEC	SALDO POR
			REDUCCIONES	ADICIONES	SUSTITUCIONES	SUBTOTAL		AGOSTO	ACUMULADO		
-1	(2)	(3)	(4)	(5)	(6)	(7)=[4]+(5)+(6)	(8)=[3]+(7)	(9)	(10)	(11)=(10)/(8)	(12)=(8)-(10)
41	Ingresos	747.189.976.000	0	96.296.409.220	0	96.296.409.220	843.486.385.220	51.980.107.021,0	741.650.492.663,0	88%	101.835.892.657
410	Disponibilidad Inicial	272.225.811.000	0	18.859.911.932	0	18.859.911.932	291.085.722.932	0	291.085.722.932	100%	0
41002	Bancos	272.225.811.000	0	18.859.911.932	0	18.859.911.932	291.085.722.932	0	291.085.722.932	100%	0
411	Ingresos Corrientes	370.374.485.000	0	62.261.348.100	0	62.261.348.100	432.635.833.100	51.205.136.394	267.951.611.345	62%	164.684.221.755
41102	Ingresos no tributarios	370.374.485.000	0	62.261.348.100	0	62.261.348.100	432.635.833.100	51.205.136.394	267.951.611.345	62%	164.684.221.755
4110205	Venta de bienes y servicios	368.554.822.000	0	62.213.222.868	0	62.213.222.868	430.768.044.868	35.404.559.482	251.276.872.317	58%	179.491.172.551
4110205001	Ventas de establecimientos de mercado	368.554.822.000	0	62.213.222.868	0	62.213.222.868	430.768.044.868	34.338.579.948	248.656.862.838	58%	182.111.182.030
411020500109	Servicios para la comunidad, sociales y personales	368.554.822.000	0	62.213.222.868	0	62.213.222.868	430.768.044.868	34.338.579.948	248.656.862.838	58%	182.111.182.030
41102050010902	Venta Servicios de Salud	368.554.822.000	0	62.213.222.868	0	62.213.222.868	430.768.044.868	34.338.579.948	248.656.862.838	58%	182.111.182.030
4110205001090201	Régimen Subsidiado	192.907.301.000	0	32.530.678.282	0	32.530.678.282	225.437.979.282	19.945.033.968	155.488.409.261	69%	69.949.570.021
411020500109020101	Cápitalo	0	0	0	0	0	0	91.017.034	583.276.818		-583.276.818
411020500109020102	No Capitado	192.907.301.000	0	32.530.678.282	0	32.530.678.282	225.437.979.282	19.854.016.934	154.905.132.443	69%	70.532.846.839
41102050010902010201	Régimen Subsidiado Evento Vigencia	44.199.300.000	0	24.049.408.490	0	24.049.408.490	68.248.708.490	2.609.649.170	22.397.609.074	33%	45.851.099.416
41102050010902010202	Régimen Subsidiado PGP	147.331.000.000	0	0	0	0	147.331.000.000	16.006.115.560	84.157.173.155	57%	63.173.826.845
41102050010902010203	Cuentas por cobrar Régimen Subsidiado	1.377.001.000	0	8.481.269.792	0	8.481.269.792	9.858.270.792	1.238.252.204	48.350.350.214	490%	-38.492.079.422
4110205001090202	Régimen Contributivo	54.553.025.000	0	11.375.879.635	0	11.375.879.635	65.928.904.635	4.317.181.114	27.454.844.987	42%	38.474.059.648
411020500109020201	Cápitalo	0	0	0	0	0	0	0	0		0
411020500109020202	No Capitado	54.553.025.000	0	11.375.879.635	0	11.375.879.635	65.928.904.635	4.317.181.114	27.454.844.987	42%	38.474.059.648
41102050010902020201	Contributivo Vigencia	24.041.687.679	0	11.375.879.635	0	11.375.879.635	35.417.567.314	3.655.854.451	13.633.307.618	38%	21.784.259.696
41102050010902020202	Cuentas por cobrar Régimen Contributivo	30.511.337.321	0	0	0	0	30.511.337.321	681.326.663	13.821.537.369	45%	16.689.799.952
4110205001090203	Plan de Intervenciones Colectivas	74.252.115.000	0	0	0	0	74.252.115.000	5.583.496.721	34.076.197.486	46%	40.175.917.514
411020500109020301	Departamento - Distrito	74.252.115.000	0	0	0	0	74.252.115.000	5.583.496.721	34.076.197.486	46%	40.175.917.514
41102050010902030101	Departamento - Distrito PIC vigencia	59.525.428.212	0	0	0	0	59.525.428.212	5.583.496.721	30.409.917.014	51%	29.115.511.198
41102050010902030102	Departamento - Distrito Cuentas por cobrar PIC	14.726.686.788	0	0	0	0	14.726.686.788	0	3.665.280.472	25%	11.060.406.316
4110205001090204	Eventos Catastróficos y Accidentes de Tránsito	762.898.000	0	2.700.000.000	0	2.700.000.000	3.462.898.000	-643.526.812	2.386.956.691	69%	1.076.941.309
411020500109020401	ADRES Vigencia	762.898.000	0	0	0	0	762.898.000	35.186.169	1.254.008.556	164%	-491.108.556
411020500109020402	Cuentas por cobrar ADRES	0	0	2.700.000.000	0	2.700.000.000	2.700.000.000	-678.692.981	1.131.950.135	42%	1.568.049.865
4110205001090205	Seguro Obligatorio de Accidentes de Tránsito	1.769.396.000	0	0	0	0	1.769.396.000	136.130.840	1.606.532.602	91%	163.863.398
411020500109020501	Seguro Obligatorio de Accidentes de Tránsito Vigencia	1.340.586.295	0	0	0	0	1.340.586.295	101.393.049	716.758.312	53%	623.827.983
411020500109020502	Cuentas por cobrar SOAT	428.809.705	0	0	0	0	428.809.705	34.737.791	888.774.290	207%	-459.964.585
4110205001090209	IPS Privadas	489.415.000	0	50.000.000	0	50.000.000	539.415.000	15.393.698	178.401.723	33%	361.013.277
411020500109020901	IPS Privadas Vigencia	489.415.000	0	0	0	0	489.415.000	14.644.352	134.862.444	28%	354.552.556
411020500109020902	Cuentas por cobrar IPS Privadas	0	0	50.000.000	0	50.000.000	50.000.000	749.346	43.539.279	87%	6.460.721
4110205001090213	Particulares	144.384.000	0	10.000.000	0	10.000.000	154.384.000	12.554.699	84.360.947	55%	70.023.053
411020500109021301	Particulares Vigencia	144.384.000	0	0	0	0	144.384.000	11.988.249	77.779.398		66.604.602
411020500109021302	Cuentas por Cobrar Particulares	0	0	10.000.000	0	10.000.000	10.000.000	566.450	6.581.549		3.418.451
4110205001090215	Atención a la población pobre no afiliada al régimen subsidiado	23.548.218.000	0	0	0	0	23.548.218.000	2.353.375.685	4.402.101.431	19%	19.146.116.569
411020500109021501	Atención a la población pobre no afiliada al régimen subsidiado Vigencia	13.033.117.320	0	0	0	0	13.033.117.320	266.961.970	974.697.204	7%	12.058.420.116
411020500109021502	Cuentas por cobrar FFDS	9.971.122.851	0	0	0	0	9.971.122.851	2.079.865.355	3.170.150.966	32%	6.800.971.885
411020500109021503	Entes Territoriales Vigencia	45.419.500	0	0	0	0	45.419.500	0	1.529.594	3%	43.889.906
411020500109021504	Cuentas por cobrar Entes Territoriales Vigencia	498.558.329	0	0	0	0	498.558.329	6.548.360	255.723.667	51%	242.834.662
4110205001090218	Otras Ventas de Servicios de Salud	20.128.070.000	0	15.546.664.951	0	15.546.664.951	35.674.734.951	2.618.940.035	22.981.057.710	64%	12.693.677.241
411020500109021801	Otros Pagadores Ventas de Servicios de Salud Vigencia	2.651.958.000	0	0	0	0	2.651.958.000	63.292.805	2.761.864.941	104%	-109.906.941
411020500109021802	Cuotas de recuperación	937.152.238	0	0	0	0	937.152.238	121.038.829	887.323.909	95%	49.828.329
411020500109021803	Cuotas de recuperación Otros Pagadores	159.653.429	0	0	0	0	159.653.429	55.082.792	466.963.964	292%	-307.310.535
411020500109021804	Fondo de Desarrollo Local	0	0	0	0	0	0	0	0		0
411020500109021805	FFDS - APH	0	0	0	0	0	0	0	0		0


SUBRED INTEGRADA DE SERVICIOS DE SALUD SUR E.S.E
INFORME DE EJECUCION PRESUPUESTAL DE INGRESOS:

FECHA DE CORTE:
31/08/2022

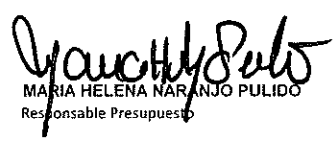
BASE: PESOS

COD. CCPET	DESCRIPCION	PPTO INICIAL	MODIFICACIONES AL PRESUPUESTO				PPTO DEFINITIVO	RECAUDO		% DE EJEC	SALDO POR
			REDUCCIONES	ADICIONES	SUSTITUCIONES	SUBTOTAL		AGOSTO	ACUMULADO		
411020500109021808	Otros Convenios	15.841.983.000	0	15.043.854.677	0	15.043.854.677	30.885.837.677	2.061.307.131	17.140.295.564	55%	13.745.542.113
411020500109021807	Cuentas por Cobrar Otras Ventas de Servicios de Salud	537.323.333	0	502.810.274	0	502.810.274	1.040.133.607	1.348.816	1.300.081.500	125%	-259.947.893
411020500109021808	Convenios Docente Asistenciales	0	0	0	0	0	0	316.869.662	424.527.832		-424.527.832
411020500109021809	Cuentas por Cobrar Otros Convenios	0	0	0	0	0	0	0	0		0
4110205002	VENTAS INCIDENTALES DE ESTABLECIMIENTOS NO DE MERCAD	0	0	0	0	0	0	1.065.979.534	2.620.009.479		-2.620.009.479
411020500207	Servicios financieros y servicios conexos, servicios inmobiliarios y servid	0	0	0	0	0	0	0	0		0
411020500209	Servicios para la comunidad, sociales y personales	0	0	0	0	0	0	1.065.979.534	2.620.009.479		-2.620.009.479
4110206	Transferencias corrientes	1.819.663.000	0	48.125.232	0	48.125.232	1.867.788.232	15.800.576.912	16.674.739.028	893%	-14.806.950.796
4110206006	Transferencias de otras entidades del gobierno general	0	0	0	0	0	0	0	0		0
411020600601	Aportes Nación	0	0	0	0	0	0	0	0		0
4110206007	Subvenciones	1.819.663.000	0	48.125.232	0	48.125.232	1.867.788.232	15.800.576.912	16.674.739.028	893%	-14.806.950.796
411020600702	Empresas públicas no financieras	1.819.663.000	0	48.125.232	0	48.125.232	1.867.788.232	15.800.576.912	16.674.739.028		-14.806.950.796
41102060070208	Transferencias para Empresas Sociales del Estado	1.819.663.000	0	48.125.232	0	48.125.232	1.867.788.232	15.800.576.912	16.674.739.028	893%	-14.806.950.796
4110206007020801	Otros Convenios diferentes a VSS	1.819.663.000	0	48.125.232	0	48.125.232	1.867.788.232	15.800.576.912	16.674.739.028	893%	-14.806.950.796
412	Recursos de capital	104.589.680.000	0	15.175.149.188	0	15.175.149.188	119.764.829.188	774.970.627	182.613.168.286	152%	-62.846.329.098
41205	Rendimientos financieros	300.000.000	0	0	0	0	300.000.000	38.787.792	327.527.227	109%	-27.527.227
4120502	Depósitos	300.000.000	0	0	0	0	300.000.000	38.787.792	327.527.227	109%	-27.527.227
41208	Transferencias de capital	104.289.680.000	0	15.175.149.188	0	15.175.149.188	119.464.829.188	736.182.835	182.285.631.059	153%	-62.820.801.871
4120801	Donaciones	0	0	0	0	0	0	0	0		0
4120801001	De gobiernos extranjeros	0	0	0	0	0	0	0	0		0
412080100101	No condicionadas a la adquisición de un activo	0	0	0	0	0	0	0	0		0
412080100102	Condicionadas a la adquisición de un activo	0	0	0	0	0	0	0	0		0
4120801002	De organizaciones internacionales	0	0	0	0	0	0	0	0		0
412080100201	No condicionadas a la adquisición de un activo	0	0	0	0	0	0	0	0		0
412080100202	Condicionadas a la adquisición de un activo	0	0	0	0	0	0	0	0		0
4120801003	Del sector privado	0	0	0	0	0	0	0	0		0
412080100301	No condicionadas a la adquisición de un activo	0	0	0	0	0	0	0	0		0
412080100302	Condicionadas a la adquisición de un activo	0	0	0	0	0	0	0	0		0
4120806	De otras entidades del gobierno general	104.289.680.000	0	15.175.149.188	0	15.175.149.188	119.464.829.188	736.182.835	182.285.631.059		-62.820.801.871
4120806002	Condicionadas a la adquisición de un activo	104.289.680.000	0	15.175.149.188	0	15.175.149.188	119.464.829.188	736.182.835	182.285.631.059		-62.820.801.871


 LUIS FERNANDO PINEDA AVILA
 Gerente


 RUBY LILIANA CABRERA CALDERÓN
 Subgerente Corporativa


 JOHN ALEJANDRO JARAMILLO SANTA
 Director Financiero


 MARIA HELENA NARANJO PULIDO
 Responsable Presupuesto

SUBRED INTEGRADA DE SERVICIOS DE SALUD SUR E.S
 INFORME DE EJECUCION PRESUPUESTAL DE GASTOS:

CÓDIGO CCEPT	DESCRIPCIÓN	PRESUPUESTO INICIAL	MODIFICACIONES							PRESUPUESTO VIGENTE	SUSPENSIÓN	PRESUPUESTO DISPONIBLE	COMPROMISO PRESUPUESTAL		% EJE.	SALDO DE APROXIMACIÓN	GIRO PRESUPUESTAL		% EJE. GIRO PPTO	PAGO DE TESORERÍA		% EJE. GIRO TESORERÍA	CUENTAS POR GIRAR	OBLIGACIONES DEL PERÍODO	
			CONTRA CRÉDITO	CRÉDITO	ADICIÓN	NETO	PRESUPUESTO		AGOSTO				ACUMULADOS	AGOSTO			ACUMULADOS	AGOSTO		ACUMULADOS	AGOSTO				ACUMULADOS
							(9)-(10)	(11)																	
	TOTAL GASTOS + DISPONIBILIDAD FINAL	747.189.976.000	47.289.052.485	47.289.052.485	86.396.409.220	96.256.409.220	843.486.381.220	0	843.486.381.220	34.491.774.592	774.162.091.340	83%	159.233.793.526	49.283.851.810	309.601.424.732	404.051.096.532	46.901.826.084	286.669.241.568	96%	12.813.253.463	397.903.501.407				
42	GASTOS	733.089.961.000	37.222.793.042	47.289.052.485	68.476.367.883	78.541.637.236	808.631.538.236	0	808.631.538.236	34.491.774.592	774.162.091.340	83%	159.233.793.526	49.283.851.810	309.501.424.732	404.051.096.532	46.901.826.084	286.669.241.568	96%	12.813.253.463	397.903.501.407				
421	Funcionamiento	89.038.206.000	12.151.098.817	12.151.098.817	7.496.108.456	7.496.108.456	96.527.313.456	0	96.527.313.456	6.894.472.508	88.671.568.237	90%	8.660.368.199	7.066.291.970	54.877.700.371	31.784.286.896	6.933.747.078	83.894.043.704	94%	843.656.637	86.788.001.852				
4211	Gastos de personal	17.367.971.000	6.384.906.500	6.384.906.500	31.972.628	31.972.628	6.304.932.672	0	6.304.932.672	6.726.018.113	6.726.018.113	42%	6.726.018.113	6.726.018.113	6.726.018.113	6.726.018.113	6.726.018.113	6.726.018.113	100%	0	6.726.018.113				
421101	Planta de personal permanente	17.367.971.000	6.384.906.500	6.384.906.500	31.972.628	31.972.628	6.304.932.672	0	6.304.932.672	6.726.018.113	6.726.018.113	42%	6.726.018.113	6.726.018.113	6.726.018.113	6.726.018.113	6.726.018.113	6.726.018.113	100%	0	6.726.018.113				
42110101	Factores constitutivos de salario	12.995.507.000	4.206.814.934	4.206.814.934	0	0	4.206.814.934	0	4.206.814.934	4.206.814.934	4.206.814.934	100%	4.206.814.934	4.206.814.934	4.206.814.934	4.206.814.934	4.206.814.934	4.206.814.934	100%	0	4.206.814.934				
4211010101	Factores salariales comunes	12.716.116.000	5.166.337.971	5.166.337.971	0	0	5.166.337.971	0	5.166.337.971	5.166.337.971	5.166.337.971	100%	5.166.337.971	5.166.337.971	5.166.337.971	5.166.337.971	5.166.337.971	5.166.337.971	100%	0	5.166.337.971				
421101010101	Salario básico	7.713.694.000	3.489.369.281	3.489.369.281	0	0	3.489.369.281	0	3.489.369.281	3.489.369.281	3.489.369.281	100%	3.489.369.281	3.489.369.281	3.489.369.281	3.489.369.281	3.489.369.281	3.489.369.281	100%	0	3.489.369.281				
421101010102	Horas extras, dominicales, festivos y recargos	192.211.000	28.537.616	28.537.616	0	0	28.537.616	0	28.537.616	163.673.184	14.182.083	56%	7.292.321	14.182.083	14.182.083	14.182.083	14.182.083	14.182.083	100%	0	14.182.083				
421101010103	Gastos de representación	316.423.000	14.812.600	14.812.600	0	0	14.812.600	0	14.812.600	301.615.320	22.428.479	61%	183.788.537	183.788.537	183.788.537	183.788.537	183.788.537	183.788.537	100%	0	183.788.537				
421101010104	Subsidio de alimentación	168.437.000	146.639.309	146.639.309	0	0	146.639.309	0	146.639.309	51.747.091	4.209.580	87%	34.648.231	34.648.231	34.648.231	34.648.231	34.648.231	34.648.231	100%	0	34.648.231				
421101010105	Auxilio de transporte	181.793.000	120.922.309	120.922.309	0	0	120.922.309	0	120.922.309	61.706.491	61.706.491	69%	41.003.370	41.003.370	41.003.370	41.003.370	41.003.370	41.003.370	100%	0	41.003.370				
421101010106	Prima de servicio	1.134.093.000	512.817.038	512.817.038	0	0	512.817.038	0	512.817.038	621.175.962	2.642.654	100%	621.175.962	621.175.962	621.175.962	621.175.962	621.175.962	621.175.962	100%	0	621.175.962				
421101010107	Bonificación por servicios prestados	197.474.000	59.661.971	59.661.971	0	0	59.661.971	0	59.661.971	137.812.429	8.389.291	63%	50.945.097	86.827.332	86.827.332	86.827.332	86.827.332	86.827.332	100%	0	86.827.332				
421101010108	Prestaciones sociales	1.609.497.000	588.850.780	588.850.780	0	0	588.850.780	0	588.850.780	1.020.646.220	7.378.548	100%	863.506.590	7.378.548	157.138.540	7.286.648	157.138.540	157.138.540	100%	0	157.138.540				
421101010109	Prima de navidad	303.379.000	290.916.789	290.916.789	0	0	290.916.789	0	290.916.789	702.056.211	1.082.768	11%	694.974.826	1.082.768	3.681.366	1.082.768	3.681.366	3.681.366	100%	0	3.681.366				
421101010110	Prima de vacaciones	616.822.000	297.931.991	297.931.991	0	0	297.931.991	0	297.931.991	317.999.009	6.233.862	45%	184.531.856	6.233.862	153.458.154	6.233.862	153.458.154	153.458.154	100%	0	153.458.154				
421101010111	Prima técnica salarial	1.202.581.000	238.458.287	238.458.287	0	0	238.458.287	0	238.458.287	904.124.713	73.589.237	61%	382.853.247	73.589.237	601.231.466	73.589.237	601.231.466	601.231.466	100%	0	601.231.466				
421101010112	Factores salariales especiales	277.889.000	40.427.063	40.427.063	0	0	40.427.063	0	40.427.063	237.361.937	17.521.203	68%	98.277.487	17.521.203	168.084.440	17.521.203	168.084.440	168.084.440	100%	0	168.084.440				
421101010113	Primas extraordinarias	277.889.000	40.427.063	40.427.063	0	0	40.427.063	0	40.427.063	237.361.937	17.521.203	68%	98.277.487	17.521.203	168.084.440	17.521.203	168.084.440	168.084.440	100%	0	168.084.440				
4211010102001	Comisiones F	0	0	0	0	0	0	0	0	0	0	0%	0	0	0	0	0	0	0%	0	0				
4211010102002	Otras Primas y Bonificaciones F	0	0	0	0	0	0	0	0	0	0%	0	0	0	0	0	0	0	0%	0	0				
4211010102003	Otros Gastos De Personal F	0	0	0	0	0	0	0	0	0	0%	0	0	0	0	0	0	0	0%	0	0				
4211010102004	Personal Administrativo F	18.389.000	0	0	0	0	18.389.000	0	18,389,000	18,389,000	100%	18,389,000	18,389,000	18,389,000	18,389,000	18,389,000	18,389,000	18,389,000	100%	0	18,389,000				
4211010102005	Prima de Antigüedad F	224.515.000	22.268.894	22,268,894	0	0	22,268,894	0	22,268,894	202,246,106	16,902,778	67%	66,776,445	16,902,778	135,460,281	16,902,778	135,460,281	135,460,281	100%	0	135,460,281				
4211010102006	Prima Secretarial F	19.885.000	12.383.578	12,383,578	0	0	12,383,578	0	12,383,578	7,501,424	616,425	50%	2,500,772	616,425	5,000,772	616,425	5,000,772	5,000,772	100%	0	5,000,772				
4211010102007	Quince F	19.000.000	297.931.991	297,931,991	0	0	297,931,991	0	297,931,991	9,225,407	8,225,407	100%	9,225,407	9,225,407	9,225,407	9,225,407	9,225,407	9,225,407	100%	0	9,225,407				
4211010102008	Reconocimiento por Coordinación F	0	0	0	0	0	0	0	0	0	0%	0	0	0	0	0	0	0	0%	0	0				
42110102	Contribuciones inherentes a la nómina	4.229.730.000	1.169.207.440	1,169,207,440	0	0	1,169,207,440	0	1,169,207,440	3,051,522,540	164,353,002	62%	1,164,181,435	164,353,002	1,173,413,805	1,173,413,805	1,173,413,805	1,173,413,805	100%	0	1,173,413,805				
4211010201	Aportes a la seguridad social en personas	4.229.730.000	1.169.207.440	1,169,207,440	0	0	1,169,207,440	0	1,169,207,440	3,051,522,540	164,353,002	62%	1,164,181,435	164,353,002	1,173,413,805	1,173,413,805	1,173,413,805	1,173,413,805	100%	0	1,173,413,805				
421101020101	Aperturas - Fondos Privados F	279.898.000	82.561.320	82,561,320	0	0	82,561,320	0	82,561,320	197,328,610	14,529,200	65%	99,908,150	14,529,200	112,819,300	89%	14,398,200	112,819,300	112,819,300	100%	0	112,819,300			
421101020102	Aperturas - Fondos Públicos F	600.000.000	375.727.403	375,727,403	0	0	375,727,403	0	375,727,403	527,906,593	49,846,500	87%	435,845,500	49,846,500	303,526,900	49,846,500	303,526,900	303,526,900	100%	0	303,526,900				
421101020103	Aportes a la seguridad social en salud	856.378.000	332.371.303	332,371,303	0	0	332,371,303	0	332,371,303	815,705,692	41,268,100	65%	177,534,788	41,268,100	294,932,808	41,268,100	294,932,808	294,932,808	100%	0	294,932,808				
421101020201	Salud - EPS Privadas F	693.946.000	189.240.303	189,240,303	0	0	189,240,303	0	189,240,303	412,819,600	41,268,100	65%	177,534,788	41,268,100	294,932,808	41,268,100	294,932,808	294,932,808	100%	0	294,932,808				
421101020202	Salud - EPS Públicas F	143.033.000	143.033.000	143,033,000	0	0	143,033,000	0	143,033,000	0	0	0%	0	0	0	0	0	0	0%	0	0				
421101020301	Aportes de cesantías	1.662.376.000	0	0	0	0	1.662,376,000	0	1,662,376,000	17,337,362	625,192,216	69%	437,177,789	3,034,900	62,285,608	62,285,608	62,285,608	62,285,608	100%	0	62,285,608				
421101020302	Cesantías Fondos Privados F	936.897.000	0	0	0	0	936,897,000	0	936,897,000	14,997,262	520,779,681	39%	399,107,318	3,034,900	56,084,990	56,084,990	56,084,990	56,084,990	100%	0	56,084,990				
421101020303	Cesantías Fondos Públicos F	123.489.000	0	0	0	0	123,489,000	0	123,489,000	2,640,093	164,112,534	58%	38,070,466	8,200,915	78,211,619	8,200,915	78,211,619	78,211,619	100%	0	78,211,619				
4211010204	Aportes a cajas de compensación familiar	479.676.000	181.656.430	181,656,430	0	0	181,656,430	0	1																

SUBREPO INTEGRADA DE SERVICIOS DE SALUD SUR E.S
 INFORME DE EJECUCION PRESUPUESTAL DE GASTOS:

CÓDIGO CCPT	DESCRIPCIÓN	PRESUPUESTO INICIAL	MODIFICACIONES				PRESUPUESTO VIGENTE		SUSPENSION	COMPROMISO PRESUPUESTAL		% EJEC.	SALDO DE APROPIACION	GIRO PRESUPUESTAL		% EJEC GIRO PPTO	COMPROMISOS POR PAGAR		PAGO DE TESORERIA		% EJEC GIRO TESORERIA	CUENTAS POR GIRAR	OBLIGACIONES DEL PERIODO
			CONTRA CUENTO	CREDITO	ADICION	NETO	PRESUPUESTO VIGENTE	DISPONIBLE		AGOSTO	ACUMULADOS			AGOSTO	ACUMULADOS		AGOSTO	ACUMULADOS	AGOSTO	ACUMULADOS			
42120002	Adquisición de servicios	64.298.318.000	4.330.181.878	8.559.777.498	6.061.179.184	10.282.381.002	74.581.700.002	0	74.581.700.002	4.827.366.839	20.941.265.322	93%	3.439.514.680	6.769.309.811	42.872.806.841	62%	26.346.775.281	6.654.647.933	43.165.822.760	98%	609.633.281	62.859.706.341	
4212000006	Servicios de alojamiento, servicios de suministro de comida y bebidas, servicios de transporte y servicios de distribución de electricidad, gas y agua	5.399.706.000	904.732.829	30.607.821	258.419.078	-616.703.932	4.783.002.068	0	4.783.002.068	482.651.343	3.078.513.976	81%	803.486.493	360.007.002	3.374.677.260	85%	685.936.816	358.844.732	3.467.184.236	100%	7.389.824	1.206.903.186	
421200000601	Gastos de Transporte y Comunicación	1.783.522.457	710.789.465	30.607.821	258.419.078	-421.762.558	1.361.769.859	0	1.361.769.859	171.642.851	1.087.201.330	80%	274.569.559	49.193.510	850.169.294	74%	237.032.036	47.738.240	847.078.212	100%	3.093.082	1.005.494.688	
421200000602	Cuentas por Pagar Gastos de Transporte y Comunicación	218.461.000	14.416.821	0	0	-14.416.821	204.044.179	0	204.044.179	0	204.044.179	100%	0	0	204.044.179	56%	90.784.279	0	109.431.779	0	1.137.970.900		
421200000603	Electricidad	1.600.000.000	0	0	0	0	1.600.000.000	0	1.600.000.000	203.660.900	1.423.649.721	76%	376.154.279	200.660.900	1.423.649.721	100%	0	200.660.900	1.423.649.721	100%	0	1.423.649.721	
421200000604	Acueducto y Alcantarillado	850.000.000	0	0	0	0	850.000.000	0	850.000.000	81.849.872	746.150.924	88%	103.833.138	18.549.872	746.150.924	100%	0	81.849.872	746.150.924	100%	0	746.150.924	
421200000605	Gas	200.000.000	0	0	0	0	200.000.000	0	200.000.000	21.597.220	149.059.481	75%	50.930.519	21.597.220	149.059.481	100%	0	21.597.220	149.059.481	100%	0	149.059.481	
421200000606	Otros Programas y Convenios Institucionales	0	0	0	0	0	0	0	0	0	0	0%	0	0	0	0%	0	0	0	0%	0	0	
421200000607	Cuentas por Pagar Otros Programas y Convenios Institucionales	0	0	0	0	0	0	0	0	0	0	0%	0	0	0	0%	0	0	0	0%	0	0	
421200000608	Gratificación	547.712.543	179.528.543	0	0	-179.528.543	368.189.000	0	368.189.000	0	368.189.000	100%	0	0	368.189.000	100%	0	0	368.189.000	100%	0	368.189.000	
421200000609	Cuentas por pagar Gestión Documental	0	0	0	0	0	0	0	0	0	0	0%	0	0	0	0%	0	0	0	0%	0	0	
4212000007	Servicios financieros y servicios conexos, servicios inmobiliarios y servicios de leasing	7.644.887.000	123.241.353	934.739.281	851.400.000	3.566.450.986	8.288.817.278	0	8.288.817.278	811.449.821	9.213.247.870	99%	84.776.054	563.409.737	6.967.143.822	95%	4.166.104.948	531.611.869	4.828.472.245	95%	228.871.973	8.861.436.884	
421200000701	Arendamientos	3.787.385.000	0	0	0	0	3.787.385.000	0	3.787.385.000	0	3.787.385.000	100%	0	0	3.787.385.000	100%	0	0	3.787.385.000	100%	0	3.787.385.000	
421200000702	Cuentas por Pagar Arrendamientos	2.410.147.608	132.241.353	0	0	-94.651.245	2.315.496.357	0	2.315.496.357	0	2.315.496.357	100%	0	0	2.315.496.357	100%	0	0	2.315.496.357	100%	0	2.315.496.357	
421200000703	Seguros ESE	1.340.000.000	0	239.000.000	1.600.000	1.600.000	1.576.600.000	0	1.576.600.000	1.576.600.000	1.576.600.000	100%	0	0	1.576.600.000	100%	0	0	1.576.600.000	100%	0	1.576.600.000	
421200000704	Cuentas por Pagar Seguros ESE	104.934.332	0	0	0	0	104.934.332	0	104,934.332	0	104,934.332	100%	0	0	104,934.332	100%	0	0	104,934.332	100%	0	104,934.332	
421200000705	Intereses y Comisiones	0	0	0	0	0	0	0	0	0	0	0%	0	0	0	0%	0	0	0	0%	0	0	
4212000008	Servicios prestados a las empresas y servicios de producción y publicaciones	29.388.358.000	2.159.877.889	3.896.458.811	1.606.375.872	844.856.754	30.331.411.794	0	30.331.411.794	760.824.884	29.643.028.911	97%	788.287.843	1.894.526.806	16.888.381.169	54%	12.683.727.762	1.868.935.551	15.810.848.858	94%	278.616.301	22.326.863.491	
421200000801	Intereses y Publicaciones	40.000.000	40.000.000	34.000.000	20.000.000	14.000.000	54.000.000	0	54.000.000	617.900	53.382.100	43%	30.893.300	600.000	53.382.100	32%	7.488.720	0	53.382.100	100%	0	113.776.624	
421200000802	Cuentas por Pagar Imprentas y Publicaciones	3.405.421	0	0	0	0	3.405.421	0	3,405.421	0	3,405.421	100%	0	0	3,405.421	100%	0	0	3,405.421	100%	0	3,405.421	
421200000803	Mantenimiento ESE	19.117.174.000	1.191.720.237	1.601.458.811	1.315.600.000	1.623.338.374	20.781.052.274	0	20,781.052.274	590.053.891	20.191.000.487	97%	509.952.107	1.682.257.733	7.054.269.661	35%	13.128.809.809	1.830.935.182	6.985.906.654	94%	88.292.977	13.340.213.032	
421200000804	Cuentas por Pagar Mantenimiento ESE	9.558.633.192	731.894.130	0	0	-731.894.130	8.826.759.056	0	8,826.759.056	0	8,826.759.056	100%	0	0	8,826.759.056	100%	0	0	8,826.759.056	100%	0	8,826.759.056	
421200000805	Teléfono	90.000.000	0	0	0	0	90.000.000	0	90,000.000	3.674.490	30.724.270	34%	59.275.730	2.991.730	27.420.770	30%	3.300.500	2.991.730	27.420.770	100%	0	30.724.270	
421200000806	Imprentas Institucionales	297.723.000	152.000.000	60.000.000	173.325.872	81.325.872	379.047.872	0	379,047.872	63.378.800	315.669.072	83%	128.261.696	23.363.289	315.669.072	83%	170.631.736	22.093.680	293.575.392	94%	1.272.188	135.282.693	
421200000807	Cuentas por Pagar Imprentas Institucionales	217.148.871	0	0	0	0	217,148.871	0	217,148.871	0	217,148.871	100%	0	0	217,148.871	100%	0	0	217,148.871	100%	0	217,148.871	
421200000808	Información	0	0	0	0	0	0	0	0	0	0	0%	0	0	0	0%	0	0	0	0%	0	0	
421200000809	Cuentas por Pagar Información	0	0	0	0	0	0	0	0	0	0	0%	0	0	0	0%	0	0	0	0%	0	0	
421200000810	Publicidad	0	0	0	0	0	0	0	0	0	0	0%	0	0	0	0%	0	0	0	0%	0	0	
421200000811	Cuentas por Pagar Publicidad	0	0	0	0	0	0	0	0	0	0	0%	0	0	0	0%	0	0	0	0%	0	0	
421200000812	Cuentas por Pagar Servicios de llamadas telefónicas (call)	41.913.516	0	0	0	-41.913.516	0	0	0	0	0	0%	0	0	0	0%	0	0	0	0%	0	0	
4212000009	Servicios para la comunidad, sociales y personales	21.870.181.000	1.133.679.607	5.948.912.583	4.442.246.216	4.298.079.212	30.168.270.212	0	30,168.270.212	2.772.840.591	28.206.994.966	93%	1.861.275.246	2.946.358.266	19.854.483.200	70%	6.882.671.866	2.898.935.781	19.359.477.417	81%	256.005.831	20.131.451.811	
421200000901	Honorarios	7.655.942.000	114.055.773	3.060.851.729	1.593.218.419	4.510.114.375	12.169.058.375	0	12,169.058.375	1.040.591.896	11.228.466.479	92%	857.925.203	1.203.833.670	8.236.654.053	73%	3.091.477.940	1.179.820.620	6.077.567.242	69%	1.840.200.353	8.403.200.353	
421200000902	Cuentas por Pagar Honorarios	837.732.000	53.073.467	160.381.649	0	107.308.182	945.040.182	0	945,040.182	0	945,040.182	100%	0	0	945,040.182	100%	0	0	945,040.182	100%	0	945,040.182	
421200000903	Remuneración Servicios Técnicos	10.837.499.000	749.244.418	2.507.238.103	1.879.527.817	2.631.035.504	14.469.534.504	0	14,469.534.504	1.650.706.450	13.618.828.054	94%	829.941.854	1.521.636.622	9.799.210.237	61%	3.845.382.474	1.511.725.227	9.799.210.237	99%	76.949.769	9.752.210.237	
421200000904	Cuentas por Pagar Remuneración Servicios Técnicos	311.769.000	150.793.293	0	0	-678.869	315.007.131	0	315,007.131	0	315,007.131	100%	0	0	315,007.131	100%	0	0	315,007.131	100%	0	315,007.131	
421200000905	Aseo	1.570.500.000	0	60.000.000	0	60,000.000	1.630.500.000	0	1,630.500.000	35.728.109	1.594.771.891	97%	43.663.735	131.159.054	581.876.587	37%	1.004.633.678	128.434.975	970.767.055	93%	10.899.502	284.765.669	
421200000906	Cuentas por Pagar Aseo	72.635	0	0	0	0	72,635	0	72,635	0	72,635	100%	0	0	72,635	100%	0	0	72,635	100%	0	72,635	
421200000907	Capacitación	74.000.000	60.000.000	0	0	-60,000.000	14.000.000	0	14,000.000	0	14,000.000	100%	0	0	14,000.000	100%	0	0	14,000.000	100%	0	14,000.000	
421200000908	Cuentas por Pagar Capacitación	0	0	0	0	0	0	0	0	0	0	0%	0	0	0	0%	0	0	0	0%	0	0	
421200000909	Bonos e Incentivos	160.000.000	0	30.000.000	0	30,000.000	190.000.000	0	190,000.000	0	190,000.000	100%	0	0	190,000.000	100%	0	0	190,000.000	100%	0	190,000.000	
421200000910	Cuentas por Pagar Bonos e Incentivos	151.448.310	0	0	0	0	151,448.310	0	151,448.310	0	151,448.310	100%	0	0	151,448.310	100%	0	0	151,448.310	100%	0	151,448.310	
421200000911	Salud Ocupacional	150.000.000	0	32.888.764	0	32,888.764	182.888.76																

SUBRED INTEGRADA DE SERVICIOS DE SALUD SUR E.S.
 INFORME DE EJECUCION PRESUPUESTAL DE GASTOS:

CÓDIGO CCPT	DESCRIPCIÓN	PRESUPUESTO INICIAL	MODIFICACIONES				PRESUPUESTO VIGENTE	SUSPENSION	PRESUPUESTO DISPONIBLE	COMPROMISO PRESUPUESTAL		% EJEC.	SALDO DE APROPIACION	GIRO PRESUPUESTAL		% EJEC GIRO PPTO	COMPROMISOS POR PAGAR	PAGO DE TESORERÍA		% EJEC GIRO TESORERÍA	CUENTAS POR PAGAR	OBLIGACIONES DEL PERIODO
			CONTRA CRÉDITO	CREDITO	ADICIÓN	NETO				AGOSTO	ACUMULADOS			AGOSTO	ACUMULADOS			AGOSTO	ACUMULADOS			
			31/08/2022																			
423	Inversión	382,416,476.000	2,294,969.701	12,361,229.144	15,176,148.189	25,241,408.631	0	387,658,884.631	2,893,998.974	343,552,883.502	89%	44,058,283.129	16,319,750.929	59,938,608.287	17%	283,609,993.216	14,951,969.840	64,930,474.029	92%	6,028,134.269	66,978,896.007	
42301	Otros	382,416,476.000	2,294,969.701	12,361,229.144	15,176,148.189	25,241,408.631	0	387,658,884.631	2,893,998.974	343,552,883.502	89%	44,058,283.129	16,319,750.929	59,938,608.287	17%	283,609,993.216	14,951,969.840	64,930,474.029	92%	6,028,134.269	66,978,896.007	
4230101	Un Nuevo Contrato Social y Ambiental para la Bogotá	382,416,476.000	2,294,969.701	12,361,229.144	15,176,148.189	25,241,408.631	0	387,658,884.631	2,893,998.974	343,552,883.502	89%	44,058,283.129	16,319,750.929	59,938,608.287	17%	283,609,993.216	14,951,969.840	64,930,474.029	92%	6,028,134.269	66,978,896.007	
423011601	Hacer un nuevo contrato social con igualdad de oportunidades para la inclusión social, productiva y económica	382,416,476.000	2,294,969.701	12,361,229.144	15,176,148.189	25,241,408.631	0	387,658,884.631	2,893,998.974	343,552,883.502	89%	44,058,283.129	16,319,750.929	59,938,608.287	17%	283,609,993.216	14,951,969.840	64,930,474.029	92%	6,028,134.269	66,978,896.007	
42301160101	Mejora de la gestión de instituciones de salud	382,416,476.000	2,294,969.701	12,361,229.144	15,176,148.189	25,241,408.631	0	387,658,884.631	2,893,998.974	343,552,883.502	89%	44,058,283.129	16,319,750.929	59,938,608.287	17%	283,609,993.216	14,951,969.840	64,930,474.029	92%	6,028,134.269	66,978,896.007	
4230116010101	IMPLEMENTACION DE LA ARQUITECTURA EMPRESARIAL Y EL INTERCAMBIO RECÍPROCO DE INFORMACIÓN EN BOGOTÁ	0	0	0	749,638.467	749,638.467	0	749,638.467	0	0	0%	0	0	0	0%	0	0	0	0%	0	0	
423011601010101	ADQUISICIÓN DE BIENES Y SERVICIOS	0	0	0	749,638.467	749,638.467	0	749,638.467	0	0	0%	0	0	0	0%	0	0	0	0%	0	0	
42301160101010101	ADQUISICIONES DIFERENTES DE ACTIVOS	0	0	0	749,638.467	749,638.467	0	749,638.467	0	0	0%	0	0	0	0%	0	0	0	0%	0	0	
4230116010101010101	ADQUISICIÓN DE SERVICIOS	0	0	0	749,638.467	749,638.467	0	749,638.467	0	0	0%	0	0	0	0%	0	0	0	0%	0	0	
423011601010101010101	SERVICIOS PRESTADOS A LAS EMPRESAS Y SERVICIOS	0	0	0	749,638.467	749,638.467	0	749,638.467	0	0	0%	0	0	0	0%	0	0	0	0%	0	0	
42301160101010101010101	MODERNIZACIÓN DE LA INFRAESTRUCTURA FÍSICA Y TÉCNICA	0	0	0	749,638.467	749,638.467	0	749,638.467	0	0	0%	0	0	0	0%	0	0	0	0%	0	0	
4230116010101010101010101	Fortalecimiento de la infraestructura y dotación del inmueble	382,416,476.000	2,294,969.701	12,361,229.144	14,426,510.731	24,491,770.174	0	386,907,246.374	2,893,998.974	343,552,883.502	89%	42,135,644.672	16,319,750.929	59,938,608.287	17%	283,609,993.216	14,951,969.840	64,930,474.029	92%	6,028,134.269	66,978,896.007	
4230116010101010101010101	Infraestructura	382,416,476.000	2,294,969.701	12,361,229.144	14,426,510.731	24,491,770.174	0	386,907,246.374	2,893,998.974	343,552,883.502	89%	42,135,644.672	16,319,750.929	59,938,608.287	17%	283,609,993.216	14,951,969.840	64,930,474.029	92%	6,028,134.269	66,978,896.007	
423011601010101010101010101	Infraestructura Inversión Vigencia	382,416,476.000	2,294,969.701	12,361,229.144	14,426,510.731	24,491,770.174	0	386,907,246.374	2,893,998.974	343,552,883.502	89%	42,135,644.672	16,319,750.929	59,938,608.287	17%	283,609,993.216	14,951,969.840	64,930,474.029	92%	6,028,134.269	66,978,896.007	
42301160101010101010101010101	Infraestructura Inversión Vigencia	382,416,476.000	2,294,969.701	12,361,229.144	14,426,510.731	24,491,770.174	0	386,907,246.374	2,893,998.974	343,552,883.502	89%	42,135,644.672	16,319,750.929	59,938,608.287	17%	283,609,993.216	14,951,969.840	64,930,474.029	92%	6,028,134.269	66,978,896.007	
4230116010101010101010101010101	Infraestructura Inversión Vigencia	382,416,476.000	2,294,969.701	12,361,229.144	14,426,510.731	24,491,770.174	0	386,907,246.374	2,893,998.974	343,552,883.502	89%	42,135,644.672	16,319,750.929	59,938,608.287	17%	283,609,993.216	14,951,969.840	64,930,474.029	92%	6,028,134.269	66,978,896.007	
423011601010101010101010101010101	Infraestructura Inversión Vigencia	382,416,476.000	2,294,969.701	12,361,229.144	14,426,510.731	24,491,770.174	0	386,907,246.374	2,893,998.974	343,552,883.502	89%	42,135,644.672	16,319,750.929	59,938,608.287	17%	283,609,993.216	14,951,969.840	64,930,474.029	92%	6,028,134.269	66,978,896.007	
42301160101010101010101010101010101	Infraestructura Inversión Vigencia	382,416,476.000	2,294,969.701	12,361,229.144	14,426,510.731	24,491,770.174	0	386,907,246.374	2,893,998.974	343,552,883.502	89%	42,135,644.672	16,319,750.929	59,938,608.287	17%	283,609,993.216	14,951,969.840	64,930,474.029	92%	6,028,134.269	66,978,896.007	
4230116010101010101010101010101010101	Infraestructura Inversión Vigencia	382,416,476.000	2,294,969.701	12,361,229.144	14,426,510.731	24,491,770.174	0	386,907,246.374	2,893,998.974	343,552,883.502	89%	42,135,644.672	16,319,750.929	59,938,608.287	17%	283,609,993.216	14,951,969.840	64,930,474.029	92%	6,028,134.269	66,978,896.007	
423011601010101010101010101010101010101	Infraestructura Inversión Vigencia	382,416,476.000	2,294,969.701	12,361,229.144	14,426,510.731	24,491,770.174	0	386,907,246.374	2,893,998.974	343,552,883.502	89%	42,135,644.672	16,319,750.929	59,938,608.287	17%	283,609,993.216	14,951,969.840	64,930,474.029	92%	6,028,134.269	66,978,896.007	
42301160101010101010101010101010101010101	Infraestructura Inversión Vigencia	382,416,476.000	2,294,969.701	12,361,229.144	14,426,510.731	24,491,770.174	0	386,907,246.374	2,893,998.974	343,552,883.502	89%	42,135,644.672	16,319,750.929	59,938,608.287	17%	283,609,993.216	14,951,969.840	64,930,474.029	92%	6,028,134.269	66,978,896.007	
4230116010101010101010101010101010101010101	Infraestructura Inversión Vigencia	382,416,476.000	2,294,969.701	12,361,229.144	14,426,510.731	24,491,770.174	0	386,907,246.374	2,893,998.974	343,552,883.502	89%	42,135,644.672	16,319,750.929	59,938,608.287	17%	283,609,993.216	14,951,969.840	64,930,474.029	92%	6,028,134.269	66,978,896.007	
423011601010101010101010101010101010101010101	Infraestructura Inversión Vigencia	382,416,476.000	2,294,969.701	12,361,229.144	14,426,510.731	24,491,770.174	0	386,907,246.374	2,893,998.974	343,552,883.502	89%	42,135,644.672	16,319,750.929	59,938,608.287	17%	283,609,993.216	14,951,969.840	64,930,474.029	92%	6,028,134.269	66,978,896.007	
423011601	Infraestructura Inversión Vigencia	382,416,476.000	2,294,969.701	12,361,229.144	14,426,510.731	24,491,770.174	0	386,907,246.374	2,893,998.974	343,552,883.502	89%	42,135,644.672	16,319,750.929	59,938,608.287	17%	283,609,993.216	14,951,969.840	64,930,474.029	92%	6,028,134.269	66,978,896.007	
423011601	Infraestructura Inversión Vigencia	382,416,476.000	2,294,969.701	12,361,229.144	14,426,510.731	24,491,770.174	0	386,907,246.374	2,893,998.974	343,552,883.502	89%	42,135,644.672	16,319,750.929	59,938,608.287	17%	283,609,993.216	14,951,969.840	64,930,474.029	92%	6,028,134.269	66,978,896.007	
423011601	Infraestructura Inversión Vigencia	382,416,476.000	2,294,969.701	12,361,229.144	14,426,510.731	24,491,770.174	0	386,907,246.374	2,893,998.974	343,552,883.502	89%	42,135,644.672	16,319,750.929	59,938,608.287	17%	283,609,993.216	14,951,969.840	64,930,474.029	92%	6,028,134.269	66,978,896.007	
423011601	Infraestructura Inversión Vigencia	382,416,476.000	2,294,969.701	12,361,229.144	14,426,510.731	24,491,770.174	0	386,907,246.374	2,893,998.974	343,552,883.502	89%	42,135,644.672	16,319,750.929	59,938,608.287	17%	283,609,993.216	14,951,969.840	64,930,474.029	92%	6,028,134.269	66,978,896.007	
423011601	Infraestructura Inversión Vigencia	382,416,476.000	2,294,969.701	12,361,229.144	14,426,510.731	24,491,770.174	0	386,907,246.374	2,893,998.974	343,552,883.502	89%	42,135,644.672	16,319,750.929	59,938,608.287	17%	283,609,993.216	14,951,969.840	64,930,474.029	92%	6,028,134.269	66,978,896.007	
423011601	Infraestructura Inversión Vigencia	382,416,476.000	2,294,969.701	12,361,229.144	14,426,510.731	24,491,770.174	0	386,907,246.374	2,893,998.974	343,552,883.502	89%	42,135,644.672	16,319,750.929	59,938,608.287	17%	283,609,993.216	14,951,969.840	64,930,474.029	92%	6,028,134.269	66,978,896.007	
423011601	Infraestructura Inversión Vigencia	382,416,476.000	2,294,969.701	12,361,229.144	14,426,510.731	24,491,770.174	0	386,907,246.374	2,893,998.974	343,552,883.502	89%	42,135,644.672	16,319,750.929	59,938,608.287	17%	283,609,993.216	14,951,969.840	64,930,474.029	92%	6,028,134.269	66,978,896.007	
423011601	Infraestructura Inversión Vigencia	382,416,476.000	2,294,969.701	12,361,229.144	14,426,510.731	24,491,770.174	0	386,907,246.374	2,893,998.974	343,552,883.502	89%	42,135,644.672	16,319,750.929	59,938,608.287	17%	283,609,993.216	14,951,969.840	64,930,474.029	92%	6,028,134.269	66,978,896.007	
423011601	Infraestructura Inversión Vigencia	382,416,476.000	2,294,969.701	12,361,229.144	14,426,510.731	24,491,770.174	0															

**SUBREDO INTEGRADA DE SERVICIOS DE SALUD SUR E.S.
INFORME DE EJECUCION PRESUPUESTAL DE GASTOS:**

CÓDIGO CCPT	DESCRIPCIÓN	PRESUPUESTO INICIAL	MODIFICACIONES				PRESUPUESTO VIGENTE	SUSPENSION	PRESUPUESTO DISPONIBLE	COMPROMISO PRESUPUESTAL		% EJE.	SALDO DE APROPIACION	GIRO PRESUPUESTAL		% EJE. GIRO PPTO	COMPROMISOS POR PAGAR	PAGO DE TESORERIA		% EJE. GIRO TESORERIA	CUENTAS POR PAGAR	OBLIGACIONES DEL PERIODO
			CONTRA CREDITO	CREDITO	ADICIÓN	NETO				AGOSTO	ACUMULADOS			AGOSTO	ACUMULADOS			AGOSTO	ACUMULADOS			
42410103	Remuneraciones no constitutivas de factor salarial	1,226,948,000	4,259,355	0	0	4,268,355	0	1,232,675,645	3,082,771	578,263,261	80%	244,422,384	31,082,771	578,263,261	100%	0	31,082,771	578,263,261	100%	0	578,263,261	
4241010301	Prestaciones sociales	463,309,000	2,104,441	0	0	2,104,441	0	466,204,819	12,289,897	287,813,978	83%	174,350,541	12,289,897	287,813,978	100%	0	12,289,897	287,813,978	100%	0	287,813,978	
424101030101	Vacaciones	0	0	0	0	0	0	0	0	0	0%	0	0	0	0%	0	0	0	0%	0	0	
424101030102	Indemnización por vacaciones	315,822,000	0	0	0	315,822,000	0	315,822,000	9,876,871	225,919,122	72%	89,902,878	9,876,871	225,919,122	100%	0	9,876,871	225,919,122	100%	0	225,919,122	
424101030103	Beneficiarios especiales de vacaciones	152,487,000	2,104,441	0	0	2,104,441	0	150,382,519	2,413,225	51,984,856	41%	84,987,683	2,413,225	51,984,856	100%	0	2,413,225	51,984,856	100%	0	81,894,859	
4241010302	Reposicionamiento por permanencia en el servicio público	640,755,000	0	0	0	640,755,000	0	640,755,000	649,235,000	10,232,184	93%	10,232,184	649,235,000	100%	0	10,232,184	649,235,000	100%	0	619,533,265		
4241010303	Prima de riesgo	108,881,000	2,184,874	0	0	2,184,874	0	108,716,126	8,560,690	71,459,018	67%	35,250,109	8,560,690	71,459,018	100%	0	8,560,690	71,459,018	100%	0	71,459,018	
4241010303	Prima sacretanal	0	0	0	0	0	0	0	0	0	0%	0	0	0	0%	0	0	0	0%	0	0	
4245	Saldo de ejecución y producción	214,922,956,000	18,911,006,611	22,341,406,307	43,204,110,239	47,234,619,179	261,107,488,129	261,107,488,129	21,354,417,814	243,003,971,928	93%	18,163,844,201	21,950,297,038	157,659,129,843	85%	88,314,938,065	21,058,397,296	150,897,867,304	93%	6,305,482,638	188,183,947,317	
424501	Materiales y suministros	66,342,538,000	10,104,281,831	9,917,278,954	7,859,140,949	7,613,734,257	74,018,073,087	74,018,073,087	64,766,448,884	64,766,448,884	87%	9,262,824,153	3,892,354,202	33,783,299,949	52%	30,981,878,919	3,760,234,686	32,858,856,615	97%	914,774,334	64,345,556,044	
42450101	Productos alimenticios, bebidas y labaco; textiles, ppe	218,235,000	162,861,848	162,861,848	1,000,000	59,661,848	1,071,079,648	1,071,079,648	1,071,079,648	1,071,079,648	100%	35,402,038	27,436,600	32,195,247	24%	103,473,563	29,768,175	31,410,642	93%	794,895	135,621,857	
4245010201	Productos alimenticios, bebidas y labaco; textiles, ppe	167,299,000	109,009,000	162,951,848	1,000,000	59,661,848	1,071,079,648	1,071,079,648	1,071,079,648	1,071,079,648	100%	35,402,038	27,436,600	32,195,247	24%	103,473,563	29,768,175	31,410,642	93%	794,895	135,621,857	
4245010202	Cuentas por pagar Productos alimenticios, bebidas y labaco; textiles, ppe	182,022,000	132,891,848	0	0	-132,891,848	49,160,152	49,160,152	0	0	0%	0	0	44,604,753	91%	4,355,329	0	4,355,329	93%	739,149	49,148,253	
42450103	Otros bienes transportables (excepto productos metálicos)	30,748,978,800	6,918,825,547	4,439,452,466	308,944,800	-2,171,428,281	28,577,547,519	28,577,547,519	2,100,634,411	25,023,342,646	88%	3,554,204,973	1,579,097,293	12,181,056,758	91%	12,830,285,780	1,331,604,924	12,960,876,572	97%	332,140,186	21,422,019,708	
4245010301	Medicamentos	15,451,004,600	2,300,000,000	4,139,356,899	308,944,800	2,147,341,698	17,598,946,498	17,598,946,498	2,103,499,030	14,277,044,229	81%	3,321,902,269	1,106,965,020	2,028,073,059	16%	12,178,971,160	1,057,349,273	2,054,324,317	98%	33,748,752	10,913,057,932	
4245010302	Cuentas por pagar Medicamentos	14,253,171,000	4,384,920,031	0	0	-4,384,920,031	9,203,250,959	9,203,250,959	4,254,819	9,864,213,102	100%	4,037,887	4,037,887	9,786,197,405	99%	12,015,697	451,187,837	9,454,897,902	97%	281,499,502	9,812,392,634	
4245010303	Insumos de Salud Pública	70,000,000	0	0	0	70,000,000	70,000,000	70,000,000	0	0	0%	0	0	37,349,238	42%	32,630,762	0	32,630,762	0%	0	32,630,762	
4245010304	Cuentas por pagar Insumos de Salud Pública	3,080,000	3,080,000	0	0	-3,080,000	0	0	0	0	0%	0	0	0	0%	0	0	0	0%	0	0	
4245010305	Adquisición de bienes PIC	600,000,000	300,000,000	300,000,000	0	270,000,000	870,000,000	1,460,000,000	679,159,939	790,000,000	76%	150,915,658	1,107,414	389,551,143	57%	200,538,824	1,107,414	379,695,488	91%	8,994,620	493,787,931	
4245010306	Cuentas por pagar Adquisición Bienes PIC	371,121,000	200,828,518	0	0	-200,828,518	170,294,484	170,294,484	0	0	0%	0	0	170,235,139	100%	59,345	0	162,167,667	93%	8,067,272	170,235,139	
4245010307	Bienes para prestación de Servicios de Salud	0	0	0	0	0	0	0	0	0	0%	0	0	0	0%	0	0	0	0%	0	0	
4245010308	Cuentas por pagar Bienes para Prestación de Servicios de Salud	0	0	0	0	0	0	0	0	0	0%	0	0	0	0%	0	0	0	0%	0	0	
42450104	Productos metálicos, maquinaria y equipo	35,310,331,000	2,992,581,442	5,319,561,740	7,558,795,240	9,820,163,538	48,230,494,538	45,230,494,538	4,067,547,966	39,567,277,265	87%	5,675,217,182	2,275,850,409	21,313,513,193	84%	18,243,784,165	2,213,861,987	20,232,602,756	93%	681,010,393	32,738,748,186	
4245010401	Materiales Médico-Quirúrgicos	18,804,284,000	5,185,901,740	7,559,795,240	12,742,759,980	23,547,120,980	4,072,540,500	23,547,120,980	4,072,540,500	23,547,120,980	100%	5,639,572,001	2,043,553,353	6,900,324,878	29%	17,107,221,101	1,999,382,527	6,740,977,359	97%	159,447,519	17,562,453,932	
4245010402	Cuentas por pagar Materiales Médico-Quirúrgicos	10,331,609,000	2,852,153,592	0	0	-2,852,153,592	15,479,453,418	15,479,453,418	-4,922,118	15,475,342,299	100%	5,313,179	232,297,655	14,374,878,025	93%	1,101,062,214	217,473,460	13,954,499,170	91%	420,468,659	15,084,846,254	
4245010403	Equipo e Instrumental Médico Quirúrgico	25,129,000	0	0	0	25,129,000	185,129,000	185,129,000	0	0	0%	0	0	35,000,000	21%	35,000,000	0	0	0%	0	34,992,705	
4245010404	Cuentas por pagar Equipo e Instrumental Médico Quirúrgico	139,229,000	100,439,803	0	0	-100,439,803	18,761,140	18,761,140	0	0	0%	0	0	38,189,136	100%	418,800	0	37,216,287	97%	1,036,000	38,216,289	
424502	Adquisición de estructuras	147,574,417,200	8,506,724,574	12,424,130,247	35,837,370,199	38,554,778,872	187,129,193,072	187,129,193,072	16,086,235,447	178,208,313,064	95%	8,898,820,003	18,047,912,836	123,005,859,884	70%	94,332,813,170	17,278,162,810	116,818,911,630	95%	4,866,748,264	133,814,205,518	
42450206	Servicios de alojamiento; servicios de suministro de comidas y bebidas; servicios de transporte; y servicios de distribución de electricidad, gas y agua	16,921,897,000	3,450,457,831	2,891,478,456	1,719,270,627	1,250,489,259	17,172,386,256	17,172,386,256	367,842,800	15,100,283,369	88%	2,072,102,867	1,878,683,261	8,480,181,076	55%	6,640,122,313	1,594,597,753	6,031,894,813	93%	428,258,263	12,655,906,561	
4245020601	Suministro de Alimentos	3,947,520,000	0	2,226,338,230	0	2,226,338,230	6,173,859,239	6,173,859,239	361,900,000	4,671,000,000	76%	1,502,855,230	288,704,875	369,095,923	8%	4,281,994,078	288,704,875	381,370,260	91%	27,635,632	3,552,568,129	
4245020602	Cuentas por pagar Suministro de Alimentos	4,729,712,750	81,592,018	0	0	-81,592,018	4,639,160,734	4,639,160,734	0	0	0%	0	0	4,639,160,734	100%	4,639,160,734	0	4,639,160,734	94%	268,107,714	4,639,160,734	
4245020603	Atención Diet. Servicios	4,444,604,000	1,839,381,403	785,339,220	1,719,270,627	945,237,437	5,059,831,437	5,059,831,437	9,842,600	4,939,648,800	83%	569,244,637	959,859,265	2,239,152,254	50%	2,281,499,549	919,220,302	2,122,269,797	94%	80,669,467	3,810,500,533	
4245020604	Cuentas por pagar Atención Diet. Servicios	2,893,000,248	1,539,914,363	0	0	-1,539,914,363	1,289,485,853	1,289,485,853	0	0	0%	0	0	1,289,485,853	100%	1,192,838,168	0	1,192,838,168	99%	47,843,300	1,192,838,168	
4245020605	Servicios prestados a las empresas y servicios de prod.	4,706,820,600	180,308,842	684,505,088	263,140,000	727,340,244	5,433,860,244	5,433,860,244	131,499,235	6,294,724,145	97%	139,136,059	270,010,305	3,382,782,405	34%	3,382,782,405	254,481,542	1,799,877,849	94%	112,263,781	1,990,442,700	
4245020606	Mantenimiento Equipos Hospitalarios	2,538,987,000	0	278,282,035	253,140,000	531,422,035	3,070,409,035	3,070,409,035	230,229,640	2,931,272,923	95%	139,136,059	163,061,427	338,183,283	12%	2,993,089,553	158,753,054	324,071,727	56%	14,188,956	1,587,447,448	
4245020607	Cuentas por pagar Mantenimiento de Equipos Hospitalarios	2,187,303,000	180,308,842	378,223,051	0	195,616,209	2,365,451,209	2,365,451,209	96,721,405	2,268,729,804	100%	0	0	2,268,729,804	100%	2,268,729,804	0	0	0%	0	2,268,729,804	
4245020608	Servicios para la comunidad, sociales y personales	125,945,000,000	6,163,361,591	6,777,848,781	33,964,959,773	37,916,948,374	184,812,948,374	184,812,948,374	14,884,893,419	169,928,054,955	92%	6,878,561,042	16,122,336,870	113,833,467,078	72%	46,309,878,457	16,428,833,315	168,181,238,928	95%	6,346,278,380	117,656,341,052	
4245020609	Servicio de Lavandería	2,238,009,000	0	0	0	2,238,009,000	2,238,009,000	2,238,009,000	0	0	0%	0	0	600,408,412	21%	2,237,59						